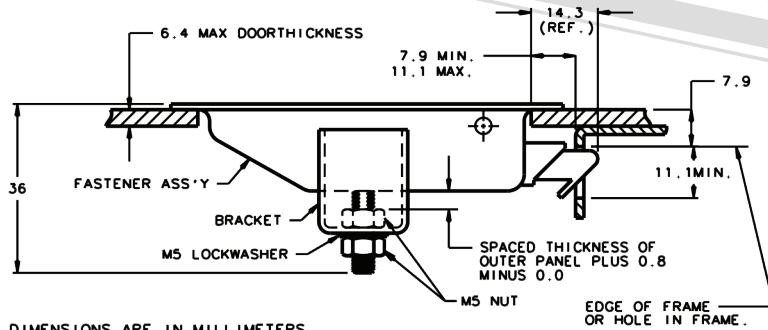
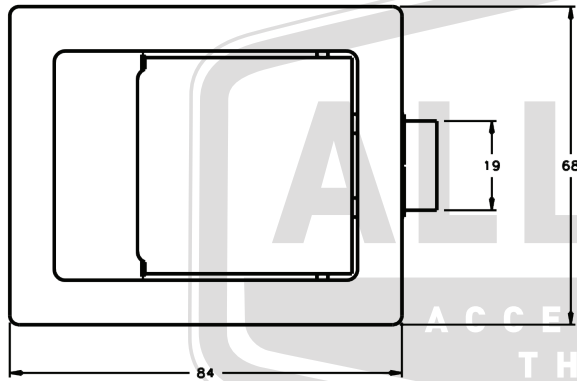


ITEM ASSEMBLY	COMPONENT	PART No.	MATERIAL	FINISH
		64-21-10		
	CUP SUB-ASS'Y		SEE NOTE "A"	BRUSHED & PASSIVATED
	PADDLE		304 STAINLESS STEEL	BRUSHED & PASSIVATED
	PIN		302 STAINLESS STEEL	PASSIVATED
	SLIDE		304 STAINLESS STEEL	PASSIVATED
	SPRING		302 STAINLESS STEEL	PASSIVATED
	BRACKET		304 STAINLESS STEEL	PASSIVATED
	NUTS(2 REQ'D.)		304 STAINLESS STEEL	PASSIVATED
	LOCKWASHER		304 STAINLESS STEEL	PASSIVATED


APPROVAL - CUSTOMER NAME & SIGNATURE	DATE

NOTE "A": CUP - 304 STAINLESS STEEL, BRUSHED, PASSIVATED.  
 GUIDE - 304 STAINLESS STEEL, PASSIVATED.  
 STUD - 302 STAINLESS STEEL, PASSIVATED.

INSTALLATION - PREPARE A RECTANGULAR HOLE 55.5 X 71.5 (2 MAX CORNER RADII)  
 ADJUST FIRST NUT AS SHOWN, FOR THICKNESS OF OUTER PANEL.  
 PLACE LATCH IN HOLE, THEN PLACE BRACKET OVER STUD AS SHOWN  
 AND FASTEN WITH LOCKWASHER AND NUT.



ALL DIMENSIONS ARE IN MILLIMETERS.



<b>ALLEGIS</b>	1-866-378-7550
MATERIAL: Stainless Steel	DRAWING NO. : 64-21-10
FINISH: Passivated	
REV.: 1:1	DATE: 5/29/2019