

ASSEMBLY PART NUMBER
R3-10-3X1-Y0

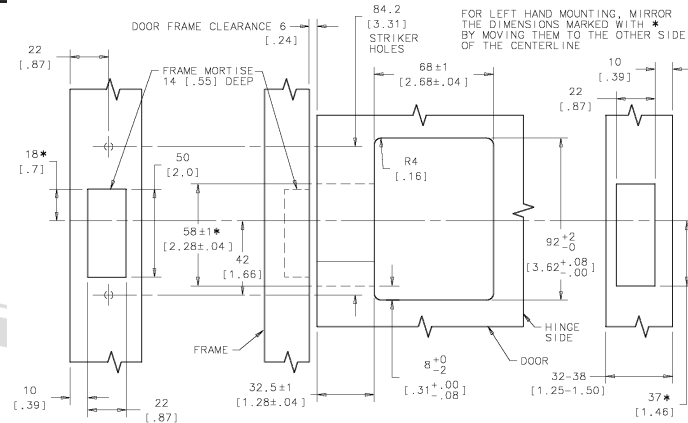
LATCH STYLE
0 = NON LOCKING
1 = WITH KEY PLUGS
2 = WITHOUT KEY PLUGS

FINISH
1 = POLISHED CHROME
5 = BLACK
7 = WHITE

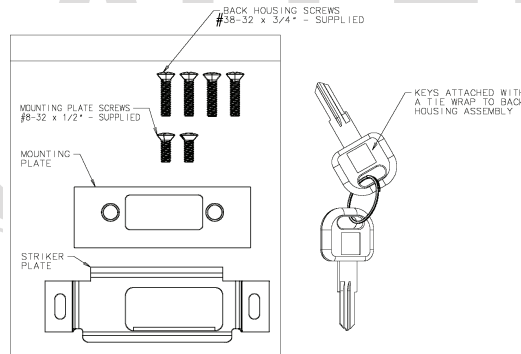
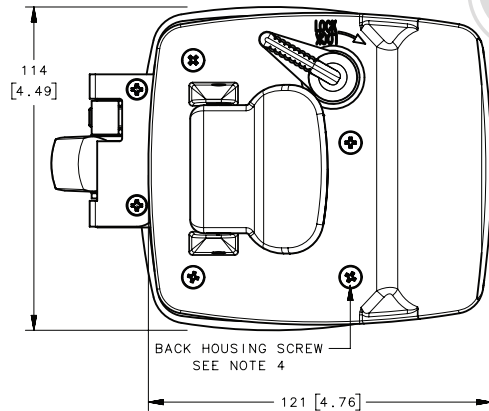
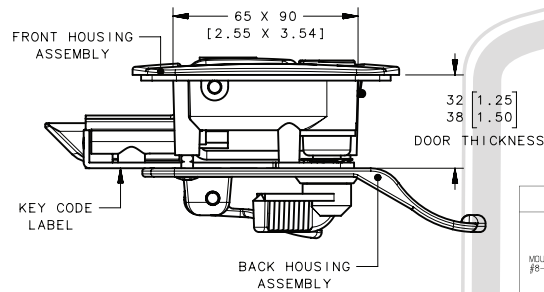
EXAMPLES:

R3-10-311-10: LOCKING LATCH WITH KEY PLUGS, POLISHED CHROME FINISH.

R3-10-321-50: LOCKING LATCH WITHOUT KEY PLUGS, BLACK POWDERCOATED FINISH.



FOR LEFT HAND MOUNTING, MIRROR THE DIMENSIONS MARKED WITH * BY MOVING THEM TO THE OTHER SIDE OF THE CENTERLINE



NOTES:

1. MATERIAL: FRONT AND BACK HOUSING, PAWL, KEY PLUGS, AND PADDLES ARE ZINC DIE-CAST.
2. FINISH: BLACK OR UV STABILIZED POWDER COATING OR POLISHED CHROME. (SEE FINISH SECTION TABLE)
3. INSTALLATION INSTRUCTIONS: PREPARE THE RECTANGULAR HOLE IN DOOR PANEL AS SHOWN; INSERT THE ENTRY DOOR LATCH (EDL) FRONT HOUSING ASSEMBLY THROUGH THE FRONT PANEL OPENING; PLACE THE BACK HOUSING ASSEMBLY ON THE BACK OF THE DOOR PANEL GUIDED BY THE DEAD BOLT TURNING SHAFT AND SECURE BOTH ASSEMBLIES ON THE DOOR PANEL WITH (4) SCREWS PROVIDED. RECOMMENDED TORQUE FOR MOUNTING SCREWS: 1.5 Nm (13 IN-LBS). MOUNT THE MOUNTING PLATE ON THE DOOR FRAME USING (2) SCREWS PROVIDED. MOUNT AND ADJUST THE STRIKER PLATE ON THE DOOR JAMB USING (2) SCREWS (NOT PROVIDED).
4. PACKAGING: TWELVE (12) EDL LATCHES SHALL BE PACKED IN A PARTITIONED CARDBOARD BOX BAGGED INDIVIDUALLY WITH THE FRONT AND BACK HOUSING ASSEMBLIES MOUNTED TOGETHER WITHOUT MOUNTING SCREWS, AND TWO MOUNTING PLATE SCREWS. TWO LATCH KEYS SHALL BE ATTACHED WITH A TIE WRAP TO THE BACK HOUSING LABEL ON THE BACK OF THE HOUSING ASSEMBLY.
5. SCREW HEAD FOR STRIKER PLATE TO BE 2.5 [.10] MAX HIGH.
6. KEY AND KEY PLUG ARE PART NUMBER PK-99-121-CFXXX.

THIRD ANGLE PROJECTION		southco CONNECT • CREATE • INNOVATE
MILLIMETERS [IN]		
TOLERANCES UNLESS OTHERWISE NOTED		DESCRIPTION SLIDE BOLT ENTRY DOOR LATCH
ALL DIMENSIONS WITHOUT TOLERANCES ARE FOR REFERENCE ONLY.		SIZE SYSTEM DWG NO. A3 NX J-R3-10-311
PROPRIETARY ITEM EXCEPT FOR USER EXPRESSLY GRANTED PERMISSION, NO REPRODUCTION, STORAGE, RIGHTS, PATENT AND OTHERWISE, ARE RESERVED BY SOUTHCO, INC.	PER ASME Y14.5M-1994	DRAWN BY DATE SCALE SHEET JWJ/EV 05AUG2005 2:3 1 OF 1

ALLEGIS	1-866-378-7550
MATERIAL: Zinc Alloy	DRAWING NO. : R3-10-311-50
FINISH: Powder Coat	
REV. : 1:1	DATE: 5/23/2019